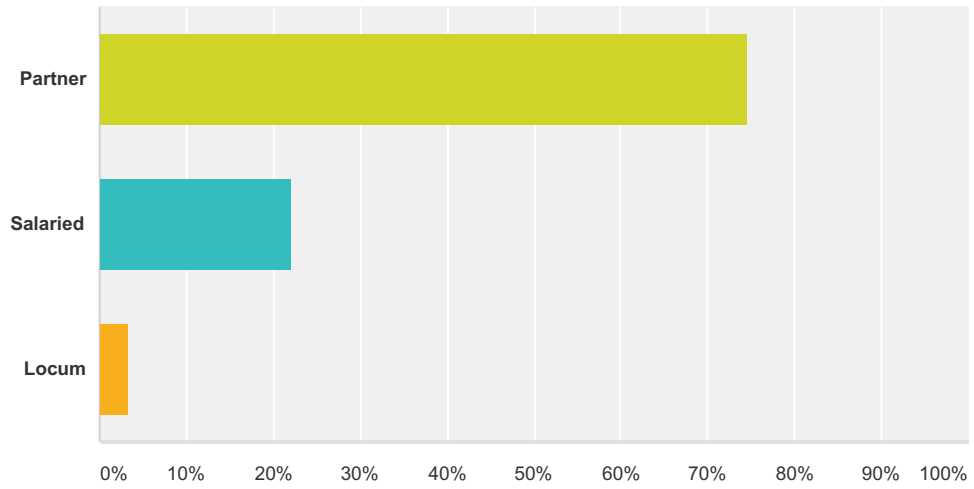


Q1 What type of GP are you?

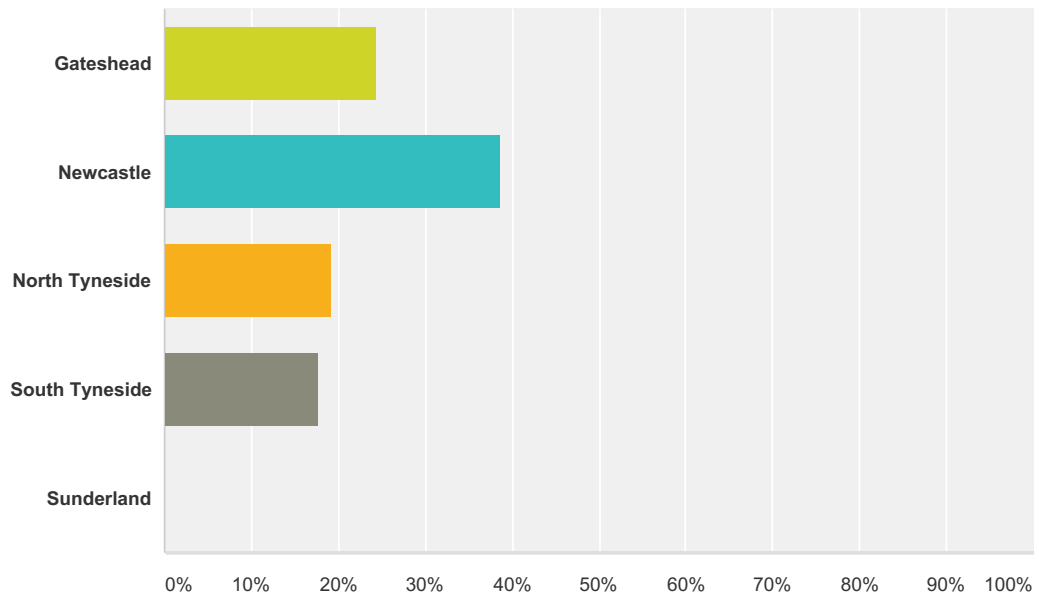
Answered: 204 Skipped: 0



Answer Choices	Responses	
Partner	74.51%	152
Salaried	22.06%	45
Locum	3.43%	7
Total		204

Q2 Which is your main area of work?

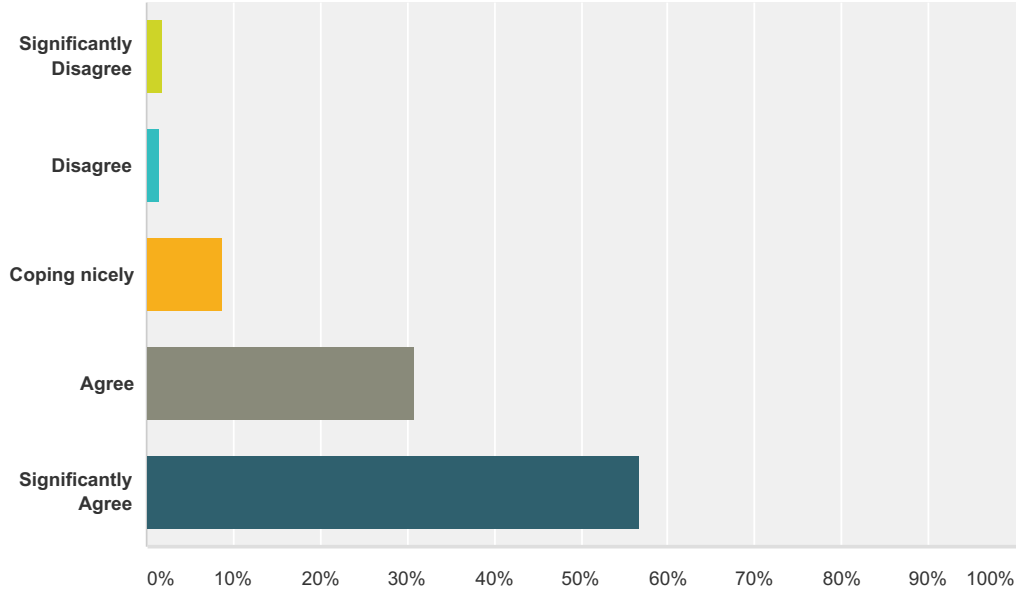
Answered: 204 Skipped: 0



Answer Choices	Responses
Gateshead	24.51% 50
Newcastle	38.73% 79
North Tyneside	19.12% 39
South Tyneside	17.65% 36
Sunderland	0.00% 0
Total	204

Q3 Are you stretched at present trying to provide high quality practice within current access arrangements?

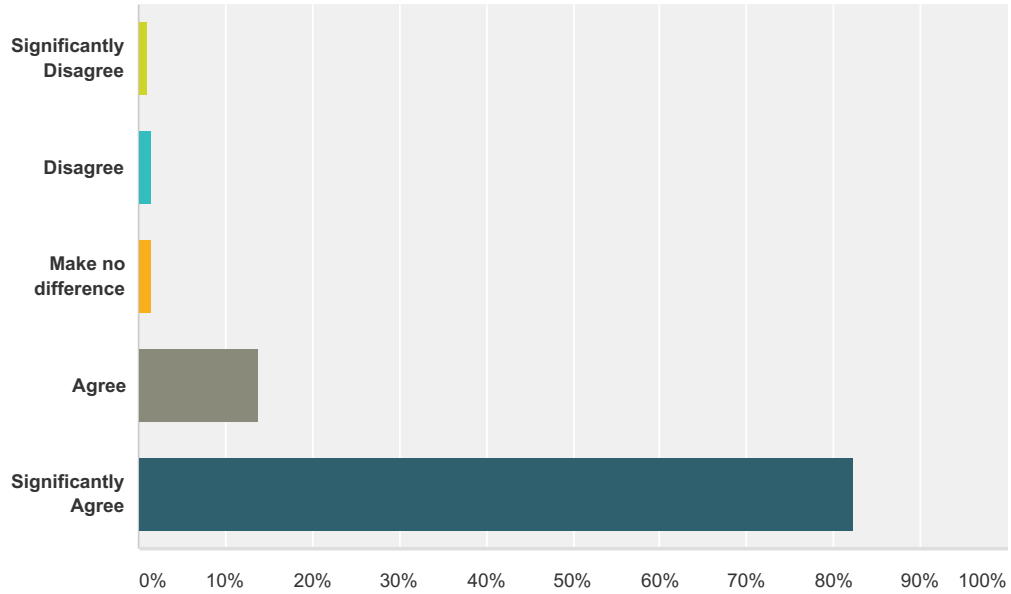
Answered: 204 Skipped: 0



Answer Choices	Responses
Significantly Disagree	1.96% 4
Disagree	1.47% 3
Coping nicely	8.82% 18
Agree	30.88% 63
Significantly Agree	56.86% 116
Total	204

Q4 Would a 7 day service affect your ability to provide care during normal weekly working hours?

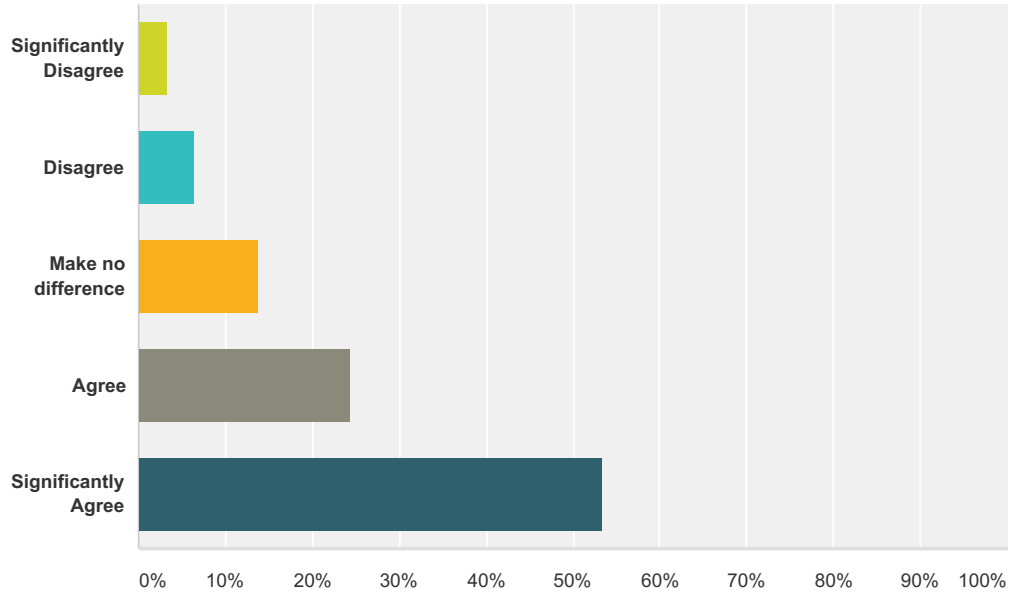
Answered: 204 Skipped: 0



Answer Choices	Responses	
Significantly Disagree	0.98%	2
Disagree	1.47%	3
Make no difference	1.47%	3
Agree	13.73%	28
Significantly Agree	82.35%	168
Total		204

Q5 Do you think that patient outcomes and quality delivery would be adversely affected if services were equally available over 7 days?

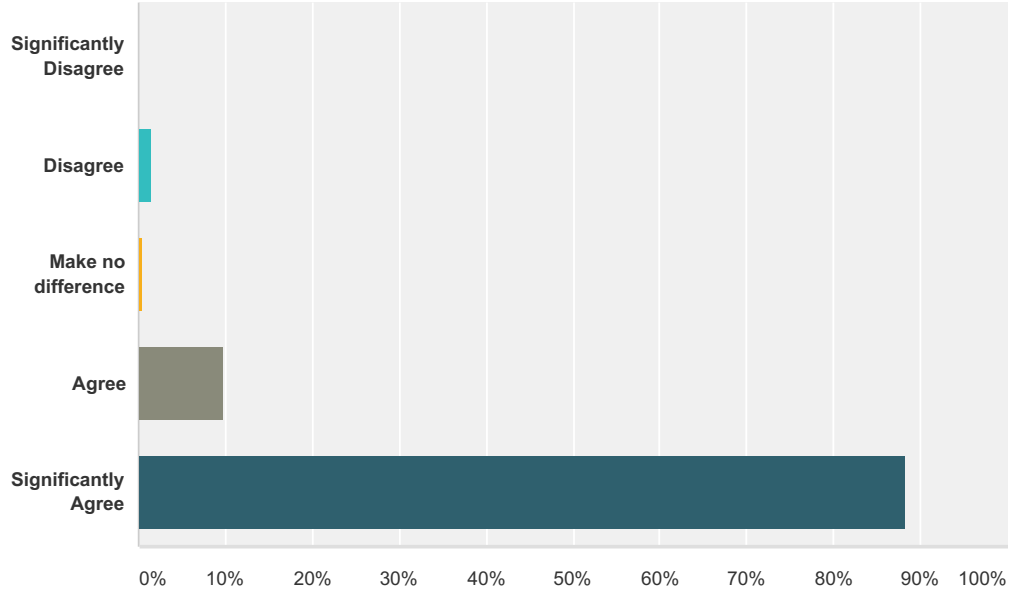
Answered: 204 Skipped: 0



Answer Choices	Responses
Significantly Disagree	3.43% 7
Disagree	6.37% 13
Make no difference	13.73% 28
Agree	24.51% 50
Significantly Agree	53.43% 109
Total Respondents: 204	

Q6 Do you think that more GPs must be in the workforce before any attempt is made to move towards 7day services?

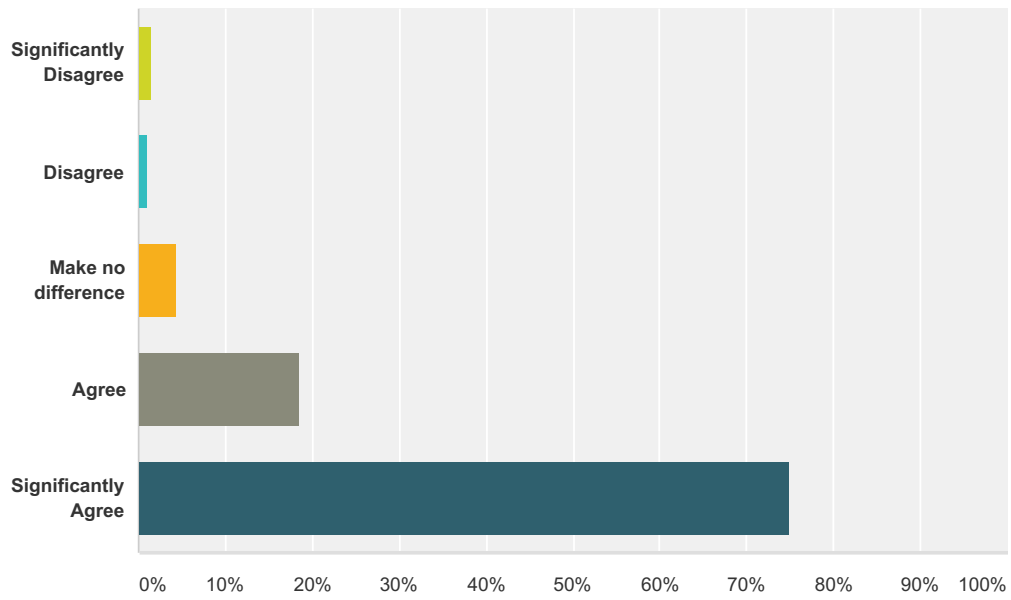
Answered: 204 Skipped: 0



Answer Choices	Responses	Count
Significantly Disagree	0.00%	0
Disagree	1.47%	3
Make no difference	0.49%	1
Agree	9.80%	20
Significantly Agree	88.24%	180
Total Respondents: 204		

Q7 Do you think the 7-day working will have an adverse effect on your working pattern?

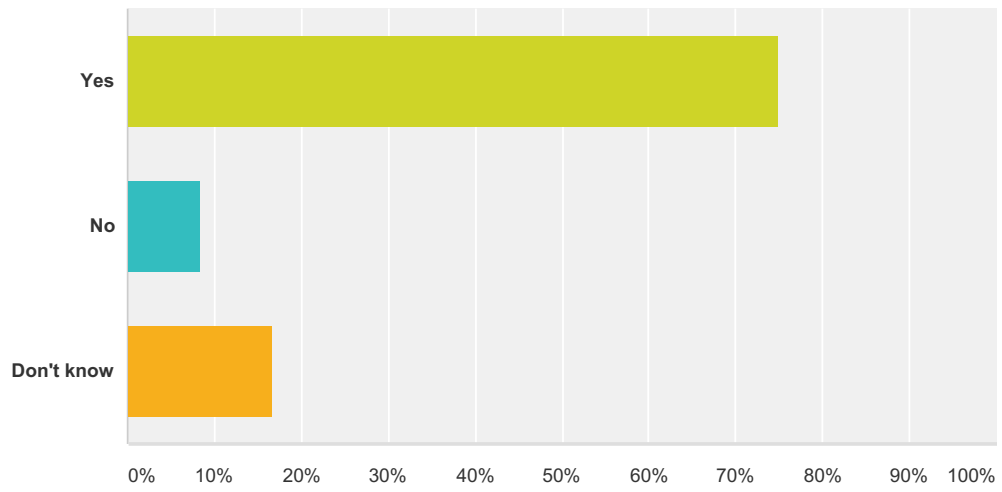
Answered: 204 Skipped: 0



Answer Choices	Responses
Significantly Disagree	1.47% 3
Disagree	0.98% 2
Make no difference	4.41% 9
Agree	18.63% 38
Significantly Agree	75.00% 153
Total Respondents: 204	

Q8 Do you think 7 day working will have an adverse effect on continuity of care?

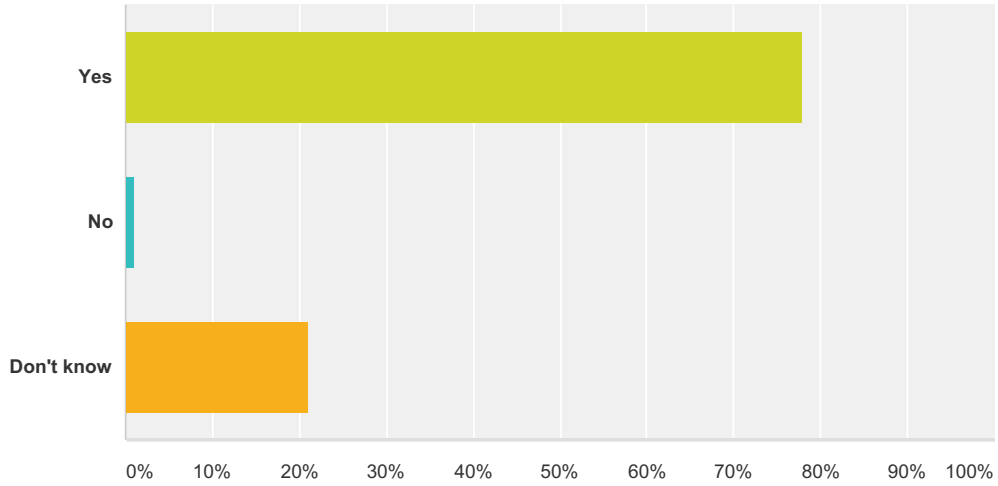
Answered: 204 Skipped: 0



Answer Choices	Responses
Yes	75.00% 153
No	8.33% 17
Don't know	16.67% 34
Total Respondents: 204	

Q9 Do you think 7day working will have serious financial implications for your practice and the CCG?

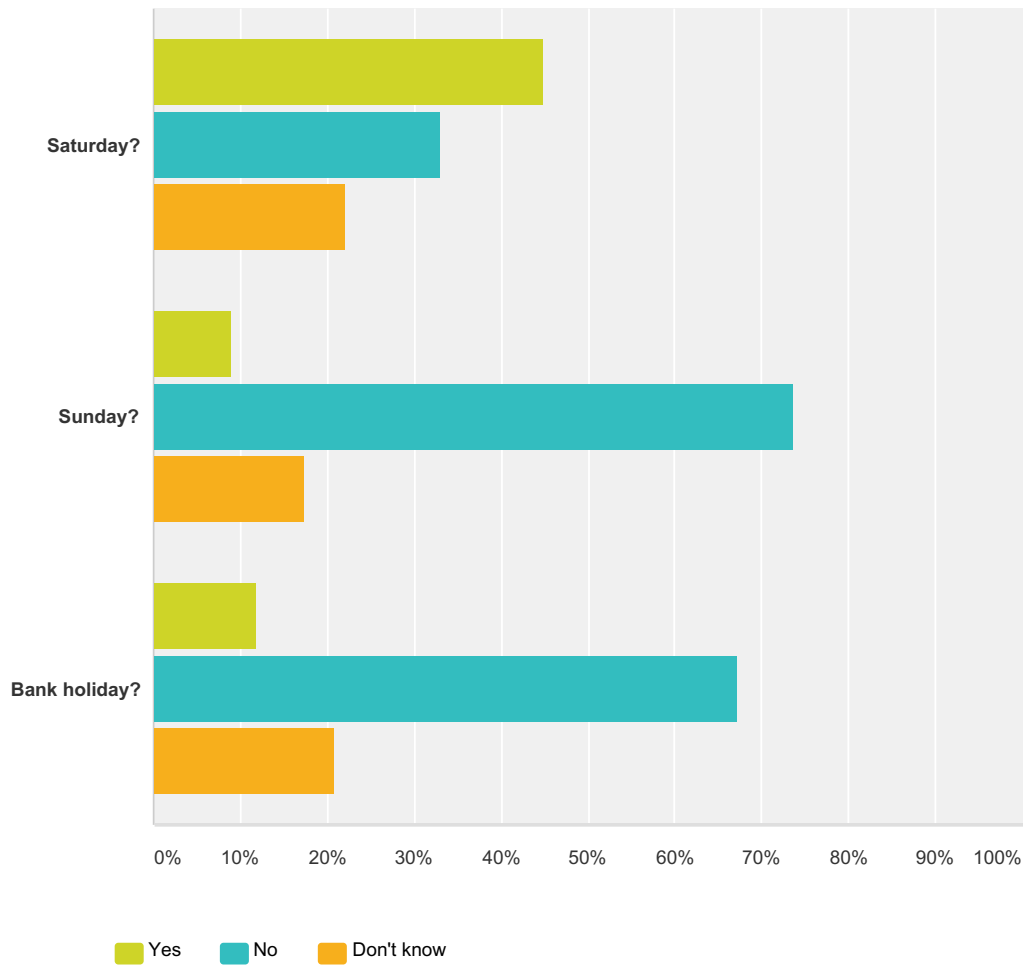
Answered: 203 Skipped: 1



Answer Choices	Responses	Count
Yes	77.83%	158
No	0.99%	2
Don't know	21.18%	43
Total Respondents: 203		

Q10 Do you think your patients want access to routine care on a:

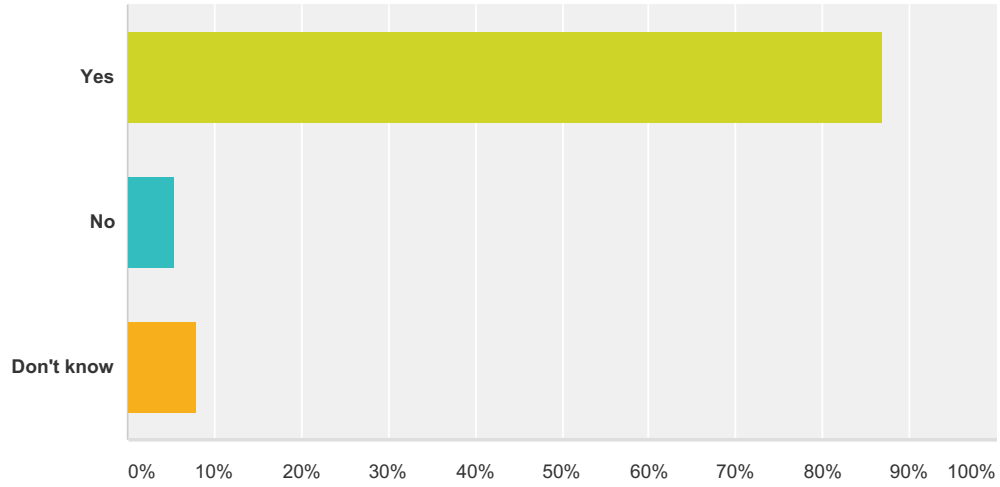
Answered: 204 Skipped: 0



	Yes	No	Don't know	Total
Saturday?	44.83% 91	33.00% 67	22.17% 45	203
Sunday?	8.91% 18	73.76% 149	17.33% 35	202
Bank holiday?	11.88% 24	67.33% 136	20.79% 42	202

Q11 Do you think that urgent and emergency services should be the main priority at present to bring about best standards 7 days a week.

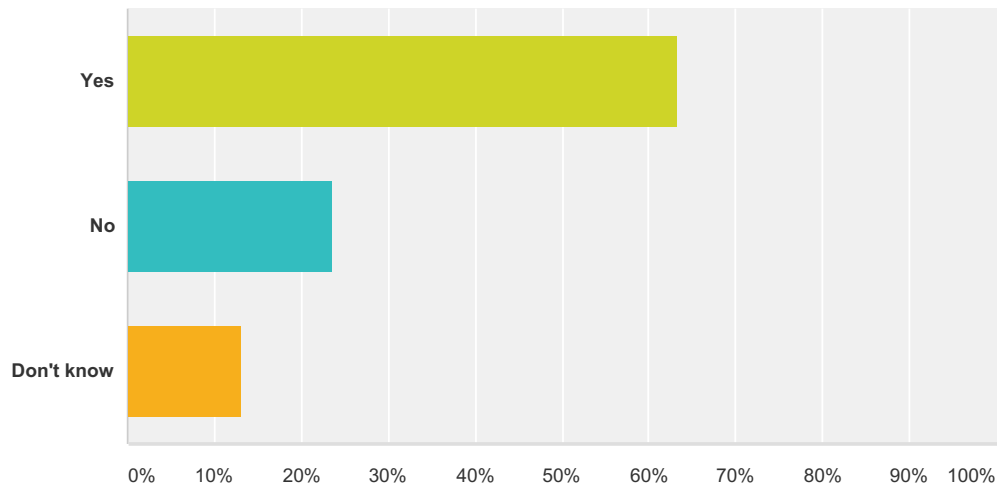
Answered: 204 Skipped: 0



Answer Choices	Responses	
Yes	86.76%	177
No	5.39%	11
Don't know	7.84%	16
Total		204

Q12 Will this movement to 7 day working make you now think about early retirement?

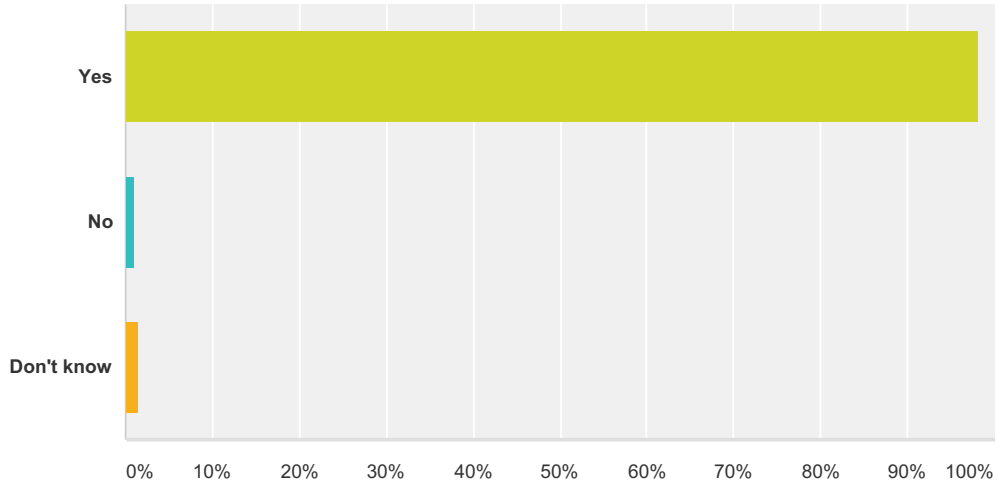
Answered: 204 Skipped: 0



Answer Choices	Responses
Yes	63.24% 129
No	23.53% 48
Don't know	13.24% 27
Total Respondents: 204	

Q13 Do you think this another example of politicians playing games with the NHS and raising unrealistic public expectations at a time when NHS funding is under severe pressure?

Answered: 204 Skipped: 0



Answer Choices	Responses
Yes	98.04% 200
No	0.98% 2
Don't know	1.47% 3
Total Respondents: 204	